



SIRIUS soft starter Values at 460 V, 50 °C standard: 51 A, 30 hp Inside-delta: 88 A, 60 hp 200-460 V AC, 115 V AC spring-type terminals !!! Phased-out product !!! Successor is SIRIUS 3RW5, Preferred successor type is >>3RW5525-3HA14<<

General technical data		
product brand name		SIRIUS
product feature		
<ul style="list-style-type: none"> <li>integrated bypass contact system</li> <li>thyristors</li> </ul>		Yes Yes
product function		
<ul style="list-style-type: none"> <li>intrinsic device protection</li> <li>motor overload protection</li> <li>evaluation of thermistor motor protection</li> <li>external reset</li> <li>adjustable current limitation</li> <li>inside-delta circuit</li> </ul>		Yes Yes Yes Yes Yes Yes
product component motor brake output		Yes
insulation voltage rated value	V	690
degree of pollution		3, acc. to IEC 60947-4-2
reference code acc. to DIN EN 61346-2		Q
reference code acc. to DIN 40719 extended according to IEC 204-2 acc. to IEC 750		G
Power Electronics		
product designation		Soft starter
operational current		
<ul style="list-style-type: none"> <li>at 40 °C rated value</li> <li>at 50 °C rated value</li> <li>at 60 °C rated value</li> </ul>	A A A	57 51 45
operational current for 3-phase motors at inside-delta circuit		
<ul style="list-style-type: none"> <li>at 40 °C rated value</li> <li>at 50 °C rated value</li> <li>at 60 °C rated value</li> </ul>	A A A	99 88 78
yielded mechanical performance for 3-phase motors		
<ul style="list-style-type: none"> <li>at 230 V                             <ul style="list-style-type: none"> <li>at standard circuit at 40 °C rated value</li> <li>at inside-delta circuit at 40 °C rated value</li> </ul> </li> <li>at 400 V                             <ul style="list-style-type: none"> <li>at standard circuit at 40 °C rated value</li> <li>at inside-delta circuit at 40 °C rated value</li> </ul> </li> </ul>	W W W W	15 000 30 000 30 000 55 000
yielded mechanical performance [hp] for 3-phase AC motor at 200/208 V at standard circuit at 50 °C rated value	hp	15

operating frequency rated value	Hz	50 ... 60
relative negative tolerance of the operating frequency	%	-10
relative positive tolerance of the operating frequency	%	10
operating voltage at standard circuit rated value	V	200 ... 460
relative negative tolerance of the operating voltage at standard circuit	%	-15
relative positive tolerance of the operating voltage at standard circuit	%	10
operating voltage at inside-delta circuit rated value	V	200 ... 460
relative negative tolerance of the operating voltage at inside-delta circuit	%	-15
relative positive tolerance of the operating voltage at inside-delta circuit	%	10
minimum load [%]	%	8
adjustable motor current for motor overload protection minimum rated value	A	11
continuous operating current [% of I <sub>e</sub> ] at 40 °C	%	115
power loss [W] at operational current at 40 °C during operation typical	W	36
<b>Control circuit/ Control</b>		
type of voltage of the control supply voltage		AC
control supply voltage frequency 1 rated value	Hz	50
control supply voltage frequency 2 rated value	Hz	60
relative negative tolerance of the control supply voltage frequency	%	-10
relative positive tolerance of the control supply voltage frequency	%	10
control supply voltage 1 at AC		
• at 50 Hz rated value	V	115
• at 60 Hz rated value	V	115
relative negative tolerance of the control supply voltage at AC at 50 Hz	%	-15
relative positive tolerance of the control supply voltage at AC at 50 Hz	%	10
relative negative tolerance of the control supply voltage at AC at 60 Hz	%	-15
relative positive tolerance of the control supply voltage at AC at 60 Hz	%	10
display version for fault signal		Display
<b>Mechanical data</b>		
width	mm	170
height	mm	192
depth	mm	270
fastening method		screw fixing
mounting position		with vertical mounting surface +/-90° rotatable, with vertical mounting surface +/- 22.5° tiltable to the front and back
required spacing with side-by-side mounting		
• upwards	mm	100
• at the side	mm	5
• downwards	mm	75
wire length maximum	m	500
number of poles for main current circuit		3
<b>Connections/ Terminals</b>		
type of electrical connection		
• for main current circuit		box terminal
• for auxiliary and control circuit		spring-loaded terminals
number of NC contacts for auxiliary contacts		0
number of NO contacts for auxiliary contacts		3
number of CO contacts for auxiliary contacts		1
type of connectable conductor cross-sections for main contacts for box terminal using the front		

<b>clamping point</b>		
<ul style="list-style-type: none"> <li>• solid</li> <li>• finely stranded with core end processing</li> <li>• finely stranded without core end processing</li> <li>• stranded</li> </ul>		2.5 ... 16 mm <sup>2</sup> 2.5 ... 35 mm <sup>2</sup> 4 ... 50 mm <sup>2</sup> 4 ... 70 mm <sup>2</sup>
<b>type of connectable conductor cross-sections for main contacts for box terminal using the back clamping point</b>		
<ul style="list-style-type: none"> <li>• solid</li> <li>• finely stranded with core end processing</li> <li>• finely stranded without core end processing</li> <li>• stranded</li> </ul>		2,5 ... 16 mm <sup>2</sup> 2.5 ... 50 mm <sup>2</sup> 10 ... 50 mm <sup>2</sup> 10 ... 70 mm <sup>2</sup>
<b>type of connectable conductor cross-sections for main contacts for box terminal using both clamping points</b>		
<ul style="list-style-type: none"> <li>• solid</li> <li>• finely stranded with core end processing</li> <li>• finely stranded without core end processing</li> <li>• stranded</li> </ul>		2x (2.5 ... 16 mm <sup>2</sup> ) 2x (2.5 ... 35 mm <sup>2</sup> ) 2x (4 ... 35 mm <sup>2</sup> ) 2x (4 ... 50 mm <sup>2</sup> )
<b>type of connectable conductor cross-sections at AWG cables for main contacts for box terminal</b>		
<ul style="list-style-type: none"> <li>• using the back clamping point</li> <li>• using the front clamping point</li> <li>• using both clamping points</li> </ul>		10 ... 2/0 10 ... 2/0 2x (10 ... 1/0)
<b>type of connectable conductor cross-sections for auxiliary contacts</b>		
<ul style="list-style-type: none"> <li>• solid</li> <li>• finely stranded with core end processing</li> </ul>		2x (0.25 ... 1.5 mm <sup>2</sup> ) 2x (0.25 ... 1.5 mm <sup>2</sup> )
<b>type of connectable conductor cross-sections at AWG cables</b>		
<ul style="list-style-type: none"> <li>• for auxiliary contacts</li> </ul>		2x (24 ... 16)

### Ambient conditions

<b>installation altitude at height above sea level</b>	m	5 000
<b>environmental category</b>		
<ul style="list-style-type: none"> <li>• during transport acc. to IEC 60721</li> <li>• during storage acc. to IEC 60721</li> </ul>		2K2, 2C1, 2S1, 2M2 (max. fall height 0.3 m) 1K6 (only occasional condensation), 1C2 (no salt mist), 1S2 (sand must not get inside the devices), 1M4
<ul style="list-style-type: none"> <li>• during operation acc. to IEC 60721</li> </ul>		3K6 (no formation of ice, no condensation), 3C3 (no salt mist), 3S2 (sand must not get into the devices), 3M6
<b>ambient temperature</b>		
<ul style="list-style-type: none"> <li>• during operation</li> <li>• during storage</li> </ul>	°C	60
	°C	-25 ... +80
<b>derating temperature</b>	°C	40
<b>protection class IP on the front acc. to IEC 60529</b>		IP20
<b>touch protection on the front acc. to IEC 60529</b>		finger-safe, for vertical contact from the front

### Certificates/ approvals

General Product Approval	EMC	Declaration of Conformity
--------------------------	-----	---------------------------



Test Certificates	Marine / Shipping
-------------------	-------------------

Marine / Shipping

other



[Confirmation](#)

**UL/CSA ratings**

yielded mechanical performance [hp] for 3-phase AC motor

- at 200/208 V
  - at inside-delta circuit at 50 °C rated value
- at 220/230 V
  - at standard circuit at 50 °C rated value
  - at inside-delta circuit at 50 °C rated value
- at 460/480 V
  - at standard circuit at 50 °C rated value
  - at inside-delta circuit at 50 °C rated value

hp	25
hp	15
hp	30
hp	30
hp	60

contact rating of auxiliary contacts according to UL

B300 / R300

**Further information**

Simulation Tool for Soft Starters (STS)

<https://support.industry.siemens.com/cs/ww/en/view/101494917>

Information- and Downloadcenter (Catalogs, Brochures,...)

<https://www.siemens.com/ic10>

Industry Mall (Online ordering system)

<https://mall.industry.siemens.com/mall/en/en/Catalog/product?mlfb=3RW4425-3BC34>

Cax online generator

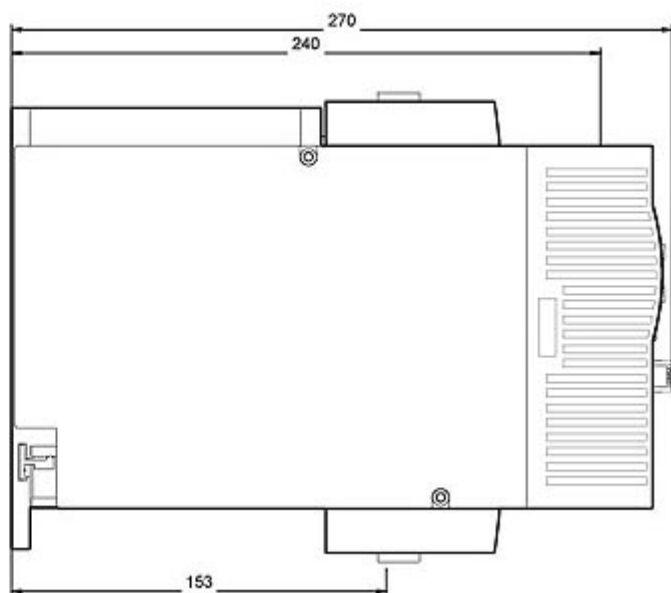
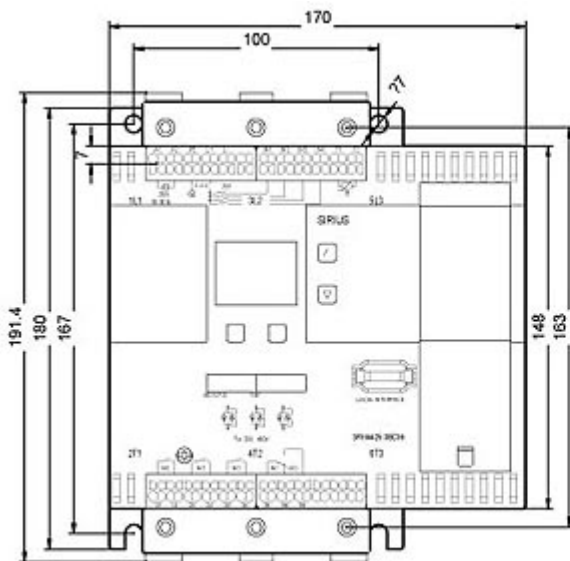
<http://support.automation.siemens.com/WW/CAXorder/default.aspx?lang=en&mlfb=3RW4425-3BC34>

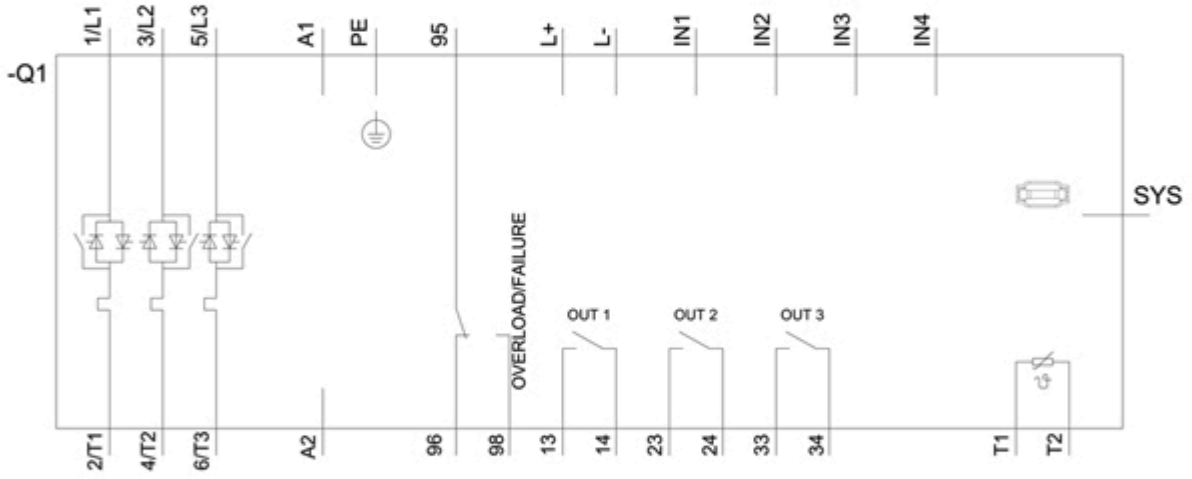
Service&Support (Manuals, Certificates, Characteristics, FAQs,...)

<https://support.industry.siemens.com/cs/ww/en/ps/3RW4425-3BC34>

Image database (product images, 2D dimension drawings, 3D models, device circuit diagrams, EPLAN macros, ...)

[http://www.automation.siemens.com/bilddb/cax\\_de.aspx?mlfb=3RW4425-3BC34&lang=en](http://www.automation.siemens.com/bilddb/cax_de.aspx?mlfb=3RW4425-3BC34&lang=en)





last modified:

12/15/2020 